

MPHB Stripe Setup Intent

Complete Documentation - Version 1.0.7

Description

MPHB Stripe Setup Intent is a WordPress plugin that extends MotoPress Hotel Booking functionality by adding a payment gateway that allows saving a credit card as guarantee without immediate charging.

This plugin is ideal for hospitality businesses that want to:

- Secure bookings with a credit card guarantee
- Charge later in case of no-show, late cancellation or damage
- Automatically verify card validity before arrival
- Allow guests to update their card if needed
- Automatically delete cards after the stay (GDPR compliance)

Prerequisites

1. WordPress 5.0 or higher
2. PHP 7.4 or higher
3. MotoPress Hotel Booking 5.x plugin installed and activated
4. Stripe account with API keys (test and/or live)
5. SSL certificate (HTTPS) on your website

Installation

1. Download the mphb-stripe-setup-intent folder
2. Upload it to /wp-content/plugins/
3. Activate the plugin in Plugins > Installed Plugins
4. Configure the gateway in Accommodation > Settings > Payment Gateways > Stripe Setup Intent

Configuration

Accessing Settings

1. Go to Accommodation > Settings
2. Click on the Payment Gateways tab
3. Click on Stripe Setup Intent

Basic Settings

Setting	Description
Enable	Enable or disable the gateway
Enable Sandbox Mode	Test mode (checked) or production (unchecked)
Title	Title displayed to guest during booking
Description	Explanatory text displayed to guest
Test Publishable Key	Stripe test public key (pk_test_...)

Setting	Description
Test Secret Key	Stripe test secret key (sk_test_...)
Live Publishable Key	Stripe production public key (pk_live_...)
Live Secret Key	Stripe production secret key (sk_live_...)

Card Update Page Configuration

Important: Create a WordPress page with the shortcode [mphb_ssi_update_card] and select it here.

Setting	Description
Card Update Page	Select the page containing the [mphb_ssi_update_card] shortcode

Email Configuration

Setting	Description
Hotelier Email	Email to receive alerts (empty = admin email)
Guest Email Subject (invalid card)	Subject of email sent to guest
Guest Email Template	Guest email content (customizable)
Admin Email Subject (new booking)	Subject for new booking email
Admin Email Template (new booking)	Admin email content
Admin Email Subject (invalid card)	Alert email subject
Admin Email Template (invalid card)	Alert email content

Available Email Tags

Tag	Description
%site_title%	Site name
%booking_id%	Booking number
%customer_first_name%	Guest first name
%customer_last_name%	Guest last name
%customer_email%	Guest email
%customer_phone%	Guest phone
%check_in_date%	Check-in date
%check_out_date%	Check-out date
%update_card_link%	Card update link
%booking_edit_link%	Link to booking (admin)
%days_before%	Days before arrival
%card_brand%	Card brand
%card_last4%	Last 4 digits of card
%booking_total_price%	Total booking price

DEMO MP4B Stripe Setup Intext Borjour admin

[Général](#)
[E-mails d'administrateur](#)
[E-mails du client](#)
[Paramètres d'e-mail](#)
[Passerelles de paiement](#)
[Extensions](#)
[Avancé](#)
[Licence](#)

[Paramètres généraux](#)
 [Paiement d'essai](#)
 [Paiement à l'arrivée](#)
 [Virement Bancaire](#)
 [PayPal](#)
 [3DCheckout](#)
 [Stripe](#)
 [Braintree](#)
 [Banam/Banque](#)
 [Empreinte de carte bancaire](#)

Activer "Empreinte de carte bancaire"

Mode d'essai
 Activer le mode Sandbox
 Sandbox peut être utilisé pour tester les paiements.

Titre

 Titre du mode de paiement que le client verra sur votre site Web.

Description

```

<div style="border:1px solid #ccc; padding:15px; border-radius:5px; min-width:500px; font-family:Arial, sans-serif; background-color:#f9f9f9; margin:15px 0;">
<p><span style="color:#2e3192; font-weight:bold"> Garantie :</span></p>
<p><span style="color:#32a0c0; font-weight:bold"> Paiement :</span><br><b>Aucun prélèvement maintenant.</b> Le paiement de votre séjour se fera directement à la réception à la fin du séjour, sauf en cas de non-respect des conditions d'annulation.</p>
</div>
<p><span style="color:#2e3192; font-weight:bold"> Conditions d'annulation :</span><br>
<b>Jusqu'à 7 jours avant l'arrivée : 50% du montant sera facturé.</b>
<b>De 3 à 7 jours avant l'arrivée : 100% du montant sera facturé.</b>
</p>

```

 Description de la méthode de paiement que le client verra sur votre site Web.

Clé publique (Test)

 Commence par pk_test_

Clé secrète (Test)

 Commence par sk_test_

Clé publique (Live)

 Commence par pk_live_

Clé secrète (Live)

 Commence par sk_live_

Page de mise à jour de carte
 Mise à jour de carte
 Sélectionnez la page contenant le shortcode {mp4b_ssi_update_card}.
 Shortcode à ajouter : {mp4b_ssi_update_card}

Email de l'hôtelier

 Email qui recevra les alertes de carte invalide. Laissez vide pour utiliser l'email admin.

Sujet email client (carte invalide)

 Tags disponibles : {titre_title}, {booking_id}

Template email client (carte invalide)
 Bonjour {customer_first_name},
 La carte bancaire enregistrée pour votre réservation #{booking_id} n'est plus valide.
 Détails de votre réservation :
 - Arrivée : {check_in_date}
 - Départ : {check_out_date}
 Merci de mettre à jour vos informations de paiement dans les 3 jours en cliquant sur le lien ci-dessous :
 {update_card_link}
 Si vous ne mettez pas à jour votre carte, nous serons contraints d'annuler votre réservation.
 Merci de votre compréhension.
 Tags disponibles : {customer_first_name}, {customer_last_name}, {booking_id}, {check_in_date}, {check_out_date}, {update_card_link}

Sujet email admin (alerte carte)

 Tags disponibles : {titre_title}, {booking_id}

Template email admin (alerte carte)
 Alerte carte bancaire invalide.
 La carte bancaire de la réservation #{booking_id} n'est plus valide.
 Détails du client :
 - Nom : {customer_first_name} {customer_last_name}
 - Email : {customer_email}
 - Téléphone : {customer_phone}
 Détails de la réservation :
 - Arrivée : {check_in_date}
 - Départ : {check_out_date}
 - Vérification : {n_days_before}
 Un email a été envoyé automatiquement au client.
 Tags disponibles : {customer_first_name}, {customer_last_name}, {customer_email}, {customer_phone}, {booking_id}, {check_in_date}, {check_out_date}, {n_days_before}, {update_card_link}, {booking_edit_link}

Sujet email admin (nouvelle réservation)

 Tags disponibles : {titre_title}, {booking_id}

Template email admin (nouvelle réservation)
 Nouvelle réservation confirmée avec garantie par carte bancaire.
 Réservation : #{booking_id}
 Client :
 - Nom : {customer_first_name} {customer_last_name}
 - Email : {customer_email}
 - Téléphone : {customer_phone}
 Séjour :
 - Arrivée : {check_in_date}
 - Départ : {check_out_date}
 Carte bancaire enregistrée :
 - {card_brand} **** {card_last4}
 Tags disponibles : {booking_id}, {customer_first_name}, {customer_last_name}, {customer_email}, {customer_phone}, {check_in_date}, {check_out_date}, {card_brand}, {card_last4}, {booking_edit_link}

[Enregistrer les modifications](#)

Merci de faire de [WordPress](#) votre outil de création de contenu. Version 6.9

Features

1. Card Registration (Guest Side)

During booking, the guest sees a secure Stripe form to enter their credit card.

Characteristics:

- Secure Stripe Elements form (iframe)





- No charge made at booking
- Real-time card information validation
- Automatic expiration date vs checkout date verification

After validation:

- A Stripe Customer is automatically created
- The card is attached to the Stripe Customer
- Booking status changes to "Confirmed"
- A confirmation email is sent to the hotelier

2. "CC" Column in Bookings List

A CC column appears in the bookings table with visual indicators:



Icon	Meaning
	Valid card
	Invalid or expired card
	No card registered
	Card deleted (D+15)

ID	Statut	CB	Arrivée / Départ	Invités	Informations client	Prix	Chambre	Date
#50	Confirmée		Jan 3 - Jan 4 2026 - 2026 1 nuit	Adultes : 2	fgas fghgfs demo@demo.demo 0685555555	100€ Payé: 0€	Chambre Double	2026/01/02





3. Admin Metabox "Credit Card Guarantee (Stripe)"

A metabox appears on each booking made with this gateway.

Information displayed:

- Card type (Visa, Mastercard, etc.)
- Last 4 digits
- Expiration date
- Validity indicator ( or )
- Registration date

Available actions:

-  Copy update link
-  Resend email to guest
-  Manually test card
-  Charge an amount

Empreinte carte bancaire (Stripe)

Carte enregistrée :
 Visa **** 4242
 Expire : 2/2025
 Fin de séjour : 4 janvier 2026
 Enregistrée le : 2 janvier 2025 17h19

Lien de mise à jour de la CB :
<https://demo-mphb.ouinet.fr/mise-a-jour-de-carte?token=77QLpgT10C6abEVLiKH0L1pPygg3E>
 Copier le lien Renvoyer email au client

Vérifications automatiques :
 Dernière vérification : OK
 2 janvier 2025
 Historique des vérifications :
 Test manuel : OK (2 janvier 2025 18h40)
 Tester la carte maintenant

Prélever un montant :

Motif : -- Sélectionner --

Montant rapide : 25% 50% 75% 100%
 Total réservation : 100.00 €

Montant à prélever : 0.00 €
 Description additionnelle (optionnel)
 Prélever

4. Manual Charging

From the admin metabox, you can charge all or part of the booking amount.

Available charge reasons:

- **No-show:** Guest did not show up
- **Late cancellation:** Cancellation outside deadline
- **Damage:** Damage caused by guest
- **Other (custom):** Enter your own reason

Quick amount calculation:

- 25%, 50%, 75%, 100% buttons of total amount
- Or enter a custom amount

5. Automatic Card Verification (CRON)

The plugin automatically verifies card validity at D-15, D-7 and D-2 before arrival.

Period	Action
D-15	First check - Guest email + link (3 day delay)
D-7	50% zone check - Guest email + hotelier email
D-2	Final 100% zone check - Guest email + hotelier email

6. Card Update Page (Guest Side)

Guests can update their card via a secure link.

- Unique link per booking (secure token)
- Valid until checkout date
- Secure Stripe Elements form

Shortcode: [mphb_ssi_update_card]

7. Automatic Card Deletion (CRON - D+15)

For security and GDPR compliance reasons, cards are automatically deleted 15 days after checkout.

- Payment Method is detached from Customer in Stripe
- WordPress metadata is cleaned up
- A note is added to booking log

File Structure

```

mphb-stripe-setup-intent/
├── mphb-stripe-setup-intent.php (Main file)
├── includes/
│   ├── class-stripe-api.php (Stripe API without SDK)
│   ├── class-stripe-setup-intent-gateway.php (Gateway)
│   ├── class-admin-metabox.php (Admin metabox)
│   ├── class-card-update-handler.php (Card update)
│   ├── class-email-sender.php (Email sending)
│   ├── class-booking-list-column.php (CC column)
│   ├── crons/
│   │   ├── verify-payment-method-cron.php (CRON D-15/D-7/D-2)
│   │   └── delete-payment-method-cron.php (CRON D+15)
│   └── emails/
│       └── class-card-invalid-email.php (Templates)
├── assets/
│   ├── js/ (checkout.js, admin.js, update-card.js)
│   └── css/ (checkout.css, admin.css, update-card.css)

```

Stored Data

Booking Metadata

Key	Description
<code>_mphb_ssi_payment_method_id</code>	Stripe PaymentMethod ID
<code>_mphb_ssi_customer_id</code>	Stripe Customer ID
<code>_mphb_ssi_setup_date</code>	Card registration date
<code>_mphb_ssi_card_brand</code>	Card brand
<code>_mphb_ssi_card_last4</code>	Last 4 digits
<code>_mphb_ssi_card_exp_month</code>	Expiration month
<code>_mphb_ssi_card_exp_year</code>	Expiration year
<code>_mphb_ssi_charges</code>	Charges history (array)
<code>_mphb_ssi_update_token</code>	Card update token
<code>_mphb_ssi_last_verification_date</code>	Last verification date
<code>_mphb_ssi_last_verification_result</code>	Result (success/failed)
<code>_mphb_ssi_verification_history</code>	Verification history
<code>_mphb_ssi_card_deleted</code>	Card deletion date

Security

- No card data stored on your server
- Secure communication via HTTPS
- Use of Stripe Elements (secure iframe)
- WordPress nonce verification for AJAX actions
- User permission control
- Unique and temporary update tokens
- Automatic card deletion after stay (GDPR)

Troubleshooting

Card form not displaying

- Check that the gateway is enabled
- Verify API keys are correctly entered
- Clear your site cache
- Check JavaScript console (F12)

Stripe Test Cards

Use any future expiration date and 3-digit CVC.

Number	Description
4242 4242 4242 4242	Valid card
4000 0000 0000 0002	Declined card
4000 0000 0000 9995	Insufficient funds
4000 0025 0000 3155	3D Secure authentication required

Changelog

Version 1.0.7

- Official integration with MPHB gateway system
- Fixed translation loading (WordPress 6.7+)

Version 1.0.6

- Automatic card verification (CRON D-15, D-7, D-2)
- Automatic card deletion (CRON D+15)
- Card update page for guests
- Customizable email templates
- CC column in bookings list
- Verification history

Version 1.0.0

- Card registration via Stripe Setup Intent
- Expiration date vs checkout date verification
- Admin metabox with manual charging
- Quick calculation (25%, 50%, 75%, 100%)
- Charges history

Documentation updated December 30, 2025 - Version 1.0.7